









Unit/Standard Number	 <p style="text-align: center;">High School Graduation Years 2020, 2021 and 2022</p> <p style="text-align: center;">Mason/Masonry CIP 46.0101 Task Grid</p> 	Proficiency Level Achieved: (X) Indicates Competency Achieved to Industry Proficiency Level
Secondary Competency Task List		
100	THE MASONRY TRAINING LAB	
101	Identify masonry hand and lab tools and equipment.	
200	SAFETY PRACTICES	
201	Use personal protection equipment.	
202	Use and care for masonry hand tools.	
203	Use and care for a mortar mixer.	
204	Erect and dismantle steel tubular scaffolding within OSHA guidelines.	
205	Place material and stock scaffolding properly.	
206	Interpret Safety Data Sheets (SDS) information.	
300	BLUEPRINTS	
301	Identify types of Blueprint Plans.	
302	Read and Interpret Blueprint Plans.	
400	MASONRY HAND TOOLS	
401	Read and use a modular and spacing rulers.	
402	Mark and use a masonry guide or corner pole.	
403	Secure mason's line to line blocks, pins, and line stretchers.	
404	Set a trig properly.	
405	Use a hammer and chisel to cut block and brick.	
406	RESERVED	
407	Use masonry jointers to finish mortar joints.	
408	Identify the various cutting blades for a masonry saw.	
500	BUILDING SITE	
501	Lay a building out using a transit.	
502	Square a building using the 3-4-5 Pythagorean Theorem.	
600	POWER TOOLS	
601	Operate a portable, masonry gas cut-off saw.	
602	Operate a mortar mixer.	
603	Operate a stationary or portable masonry saw.	
604	Operate a hammer drill.	

Unit/Standard Number	 <p style="text-align: center;">High School Graduation Years 2020, 2021 and 2022</p> <p style="text-align: center;">Mason/Masonry CIP 46.0101 Task Grid</p> 	Proficiency Level Achieved: (X) Indicates Competency Achieved to Industry Proficiency Level
L605	Cut Masonry units with a hydraulic cutter	
L606	Cut Brick with a splitter	
L607	Cut Tile with a Tile Cutter	
700	MASONRY FASTENERS	
701	Use different types of masonry fasteners and reinforcements.	
800	BRICKLAYING TECHNIQUES	
801	Identify brick types and bonds.	
802	Lay out proper dry bond of a brick wall.	
803	Lay brick to the line.	
804	Install window and door openings in brick walls (jambs).	
805	Install flashing for windows and doors.	
806	Install weep holes / vents.	
807	RESERVED	
808	Install a soldier course.	
809	Lay a brick and block composite wall.	
810	Build brick columns.	
811	Construct a brick veneer wall.	
812	Discuss a brick cavity wall.	
813	Corbel a brick wall.	
814	Clean a brick wall.	
815	Lay a course of rowlocks.	
816	Lay a course of headers.	
817	Construct a brick jamb lead.	
818	Construct a 4" brick inside corner.	
819	Construct a 4" brick outside corner.	
820	Perform trowel techniques for brick.	
900	BLOCKLAYING TECHNIQUES	
901	Discuss various block types and bonds.	
902	Lay block to the line.	
903	Construct a brick ledge using various size block.	
904	Discuss a control joint.	

Unit/Standard Number	 <p style="text-align: center;">High School Graduation Years 2020, 2021 and 2022</p> <p style="text-align: center;">Mason/Masonry CIP 46.0101 Task Grid</p> 	Proficiency Level Achieved: (X) Indicates Competency Achieved to Industry Proficiency Level
905	Install window and door openings in block walls.	
906	Set lintels.	
907	Construct block piers.	
908	Clean a block wall.	
909	Parge a block wall.	
910	Construct a jamb block lead.	
911	Construct a corner block lead.	
912	Perform trowel techniques for block.	
1000	MORTAR	
1001	Describe various types of mortars and their characteristics.	
1002	Discuss and mix mortar by hand.	
1003	RESERVED	
1004	Tempering mortar.	
1005	RESERVED	
1100	CHIMNEYS AND FIREPLACES	
1101	Identify parts of a chimney and fireplace.	
1102	Discuss fireplace construction.	
1103	Construct a brick chimney.	
1104	Construct a block chimney.	
1105	Discuss flashing methods where the chimney meets the roof.	
1106	RESERVED	
1107	RESERVED	
1200	ARCH CONSTRUCTION	
1201	Discuss arch terminology.	
1202	Identify types of arches.	
1203	Construct an arch.	
1204	RESERVED	
1300	MASONRY ESTIMATION	
1301	Estimate mortar, number of units, and material costs for brick work.	
1302	Estimate mortar, number of units, and material costs for block work.	
1303	Estimate the area, volume and cost of concrete.	

Unit/Standard Number	 <p style="text-align: center;">High School Graduation Years 2020, 2021 and 2022</p> <p style="text-align: center;">Mason/Masonry CIP 46.0101 Task Grid</p> 	Proficiency Level Achieved: (X) Indicates Competency Achieved to Industry Proficiency Level
L1400	PERFORM ADHERED MANUFACTURED STONE MASONRY VANNER CONSTRUCTION	
L1401	Construct an AMSMV wall	
L1402	Apply raked and raised bead joint to an AMSMV wall	
L1500	PERFORM TILE CONSTRUCTION	
L1501	Construct a Ceramic Tile Wall	
L1502	Construct a Ceramic Tile Floor	
L1600	PERFORM CONCRETE FLAT WORK	
L1601	Reinforce Concrete	
L1602	Place Concrete	
L1603	Finish Concrete Flat Work	
L1700	PERFORM STUCCO APPLICATION	
L1701	Apply Decorative Stucco Finish	